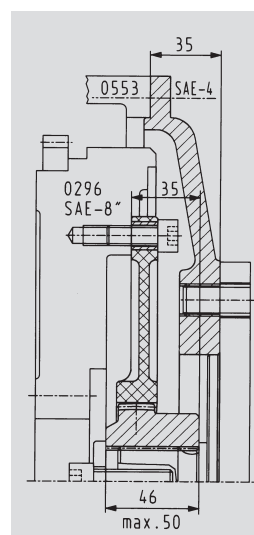
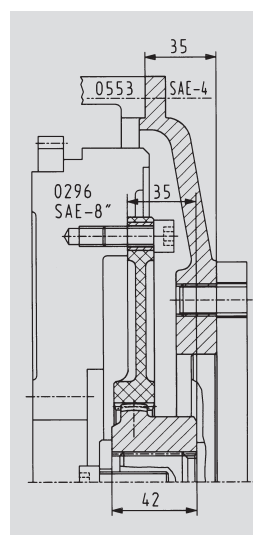
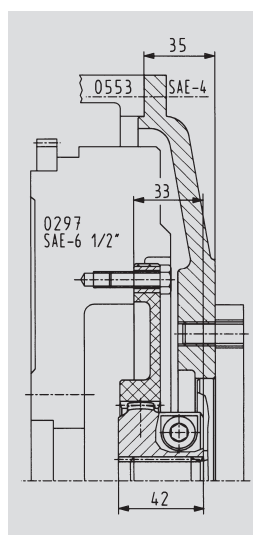
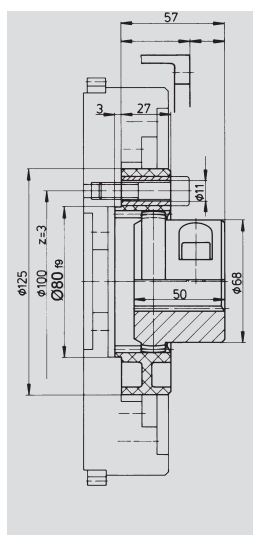


Kolnierze w wykonaniach specjalnych

Do silników
diesla
Deutz
2011



rozmiar sprzęgła

typ silnika

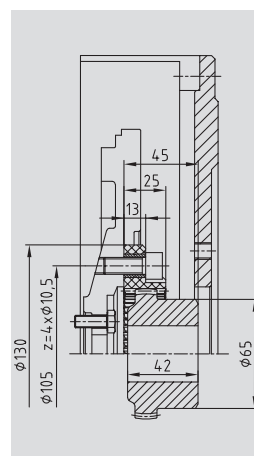
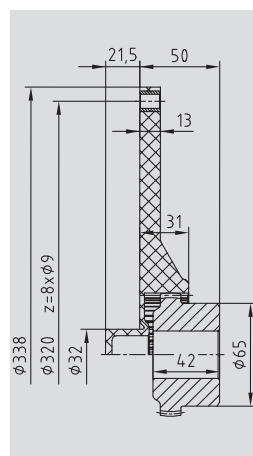
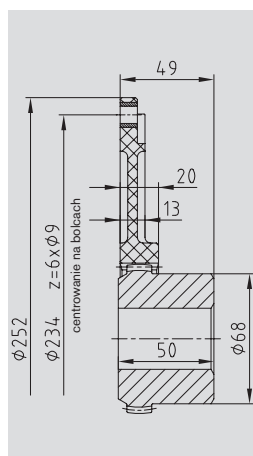
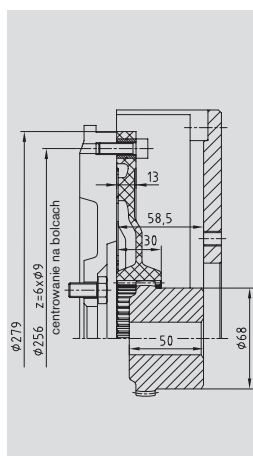
BoWex® 48 FLE-PA,
Ø125
F2L511 – zestaw 1338

BoWex® 48 FLE-PA,
Ø215,9
F2-4L 2011

BoWex® 48 FLE-PA,
Ø263,52
F2-4L 2011

BoWex® T 48 FLE-PA,
Ø263,52
BF 4L 2011

Do silników
diesla
VW
Mitsubishi



rozmiar sprzęgła

typ silnika

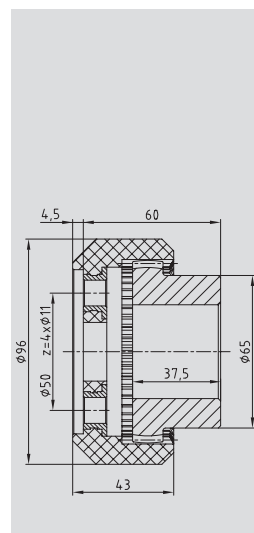
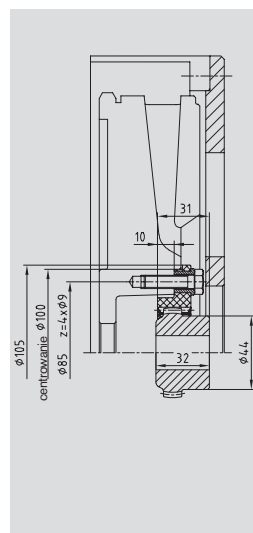
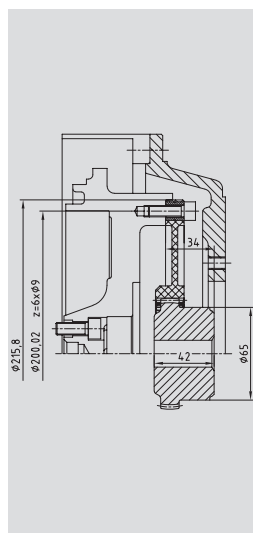
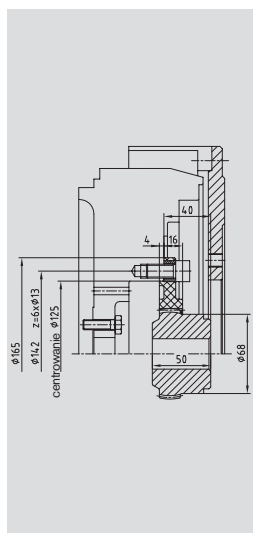
BoWex® 48 FLE-PA, Ø279
VW
028.B / M344

BoWex® 48 FLE-PA, Ø252
VW
062.2 / 068.5 / 6 / A / D

BoWex® 48 FLE-PA
Mitsubishi
Ø338-32

BoWex® 48 FLE-PA, Ø130
Mitsubishi
seria L / seria K

Do silników
diesla
Hatz



rozmiar sprzęgła

typ silnika

BoWex® 48 FLE-PA, Ø165
Hatz
2L/3L/4L41C 2M/3M/4M41

BoWex® 48 FLE-PA, 6,5
Hatz
W35

BoWex® 28 FLE-PA, Ø105
Hatz
1D81 / 1D90

BoWex® 48 FLE-PA, Ø96
Hatz
Z788 / Z789 / Z790